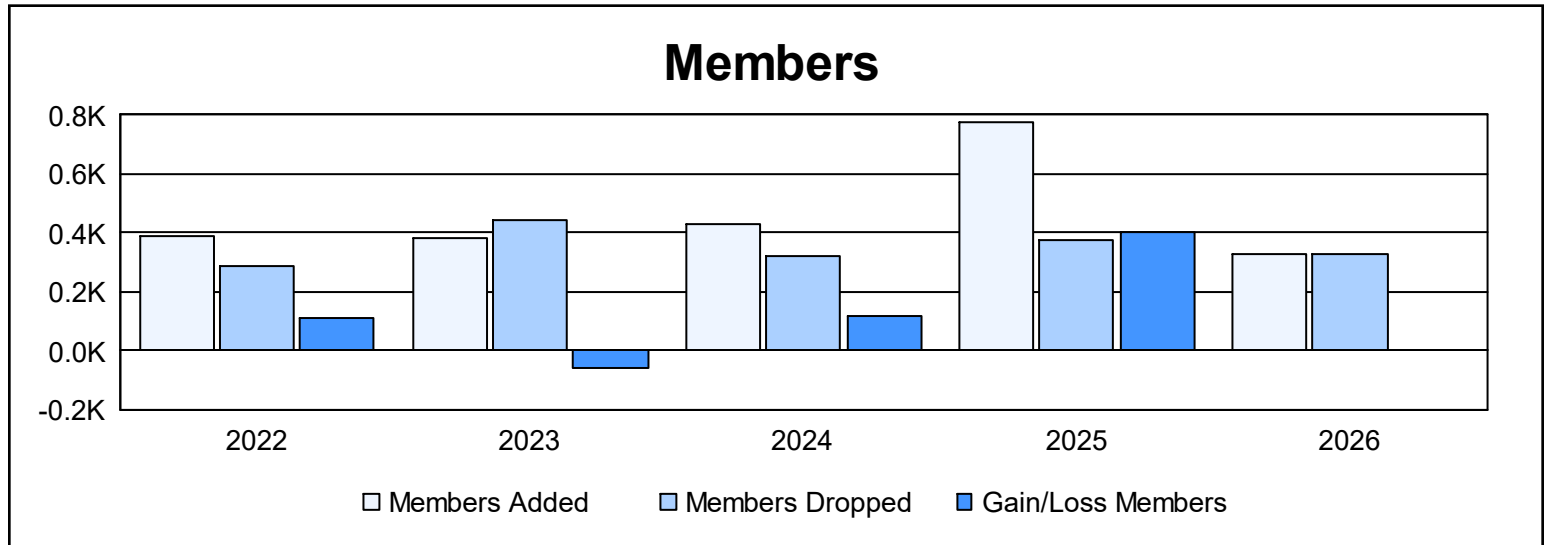
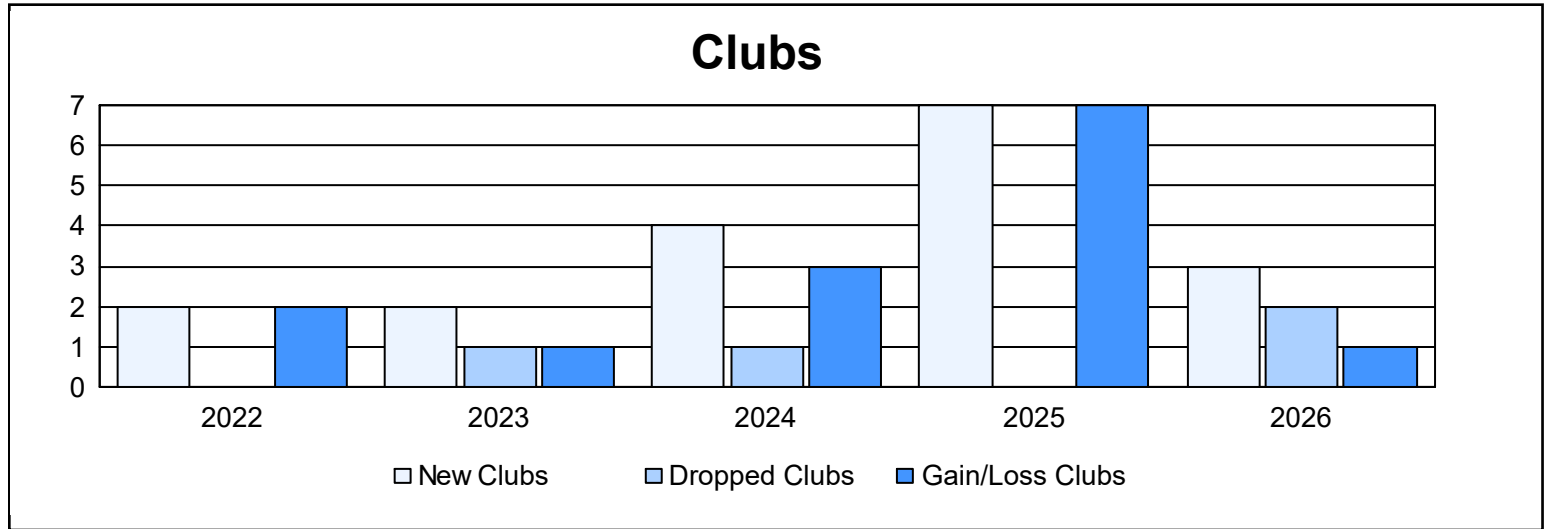
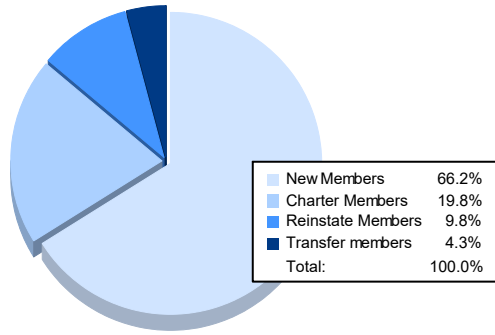


| Year | New Clubs | Dropped Clubs | Gain/ Loss Clubs | New Members | Charter Members | Reinstate Members | Transfer Members | Total Member Added | Total Members Dropped | Gain/ Loss Members |
|----------------|-----------|---------------|------------------|-------------|-----------------|-------------------|------------------|--------------------|-----------------------|--------------------|
| 2021-2022 | 2 | 0 | 2 | 319 | 57 | 9 | 7 | 392 | 284 | 108 |
| 2022-2023 | 2 | 1 | 1 | 272 | 61 | 21 | 29 | 383 | 444 | -61 |
| 2023-2024 | 4 | 1 | 3 | 283 | 122 | 15 | 13 | 433 | 318 | 115 |
| 2024-2025 | 7 | 0 | 7 | 441 | 242 | 77 | 19 | 779 | 377 | 402 |
| 2025-2026 | 3 | 2 | 1 | 217 | 65 | 32 | 14 | 328 | 325 | 3 |
| Average | 4 | 1 | 3 | 306 | 109 | 31 | 16 | 463 | 350 | 113 |



Membership Composition April 2026 Cumulative



Gender Composition April 2026 Cumulative

